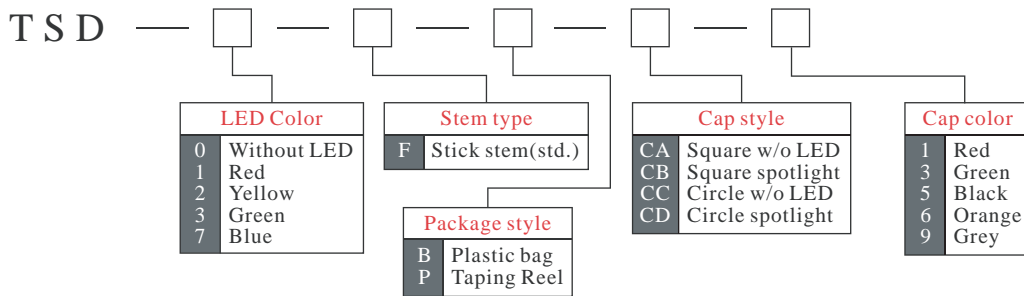




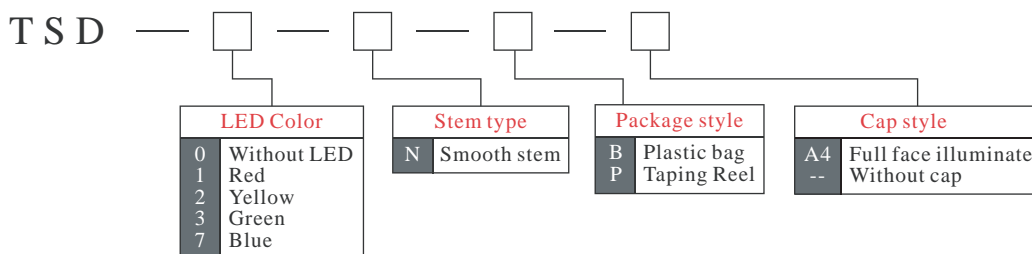
General Specifications	:SPST
Current Rating	:50mA
Voltage Rating	:12VDC
Dielectric Withstanding Voltage	:250VAC for 1 minute
Contact Resistance	:100m Ohm Max.(initial)
Insulation Resistance	:100M Ohm Min.
Operating Force	:200gf ±50gf
Total Travel	:0.25mm ±0.2mm
Operating Life	:100,000 cycles Min.
Solder Specifications	:260 deg. for 3 seconds
Function	:Momentary
Operating Temperature	:-10 deg.~+60 deg.

Materials	
Cap	:Acrylonitrile Butadiene Styrene (ABS)
A4 type cap	:Polycarbonate (PC)
Base	:Polyamide(PA)
Stem	:Polyamide (PA)
Terminal	:Brass with silver plating
Action Dome	:SUS310 with gold plating

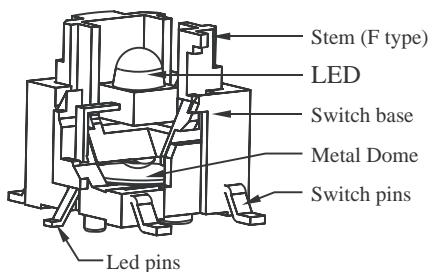
HOW TO ORDER



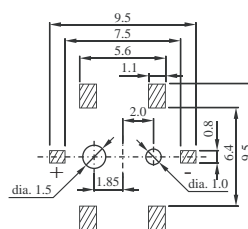
Fit cap AFTER solder process



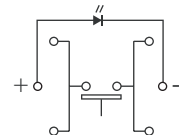
Fit cap AFTER solder process



PCB layout & Circuit Diagram



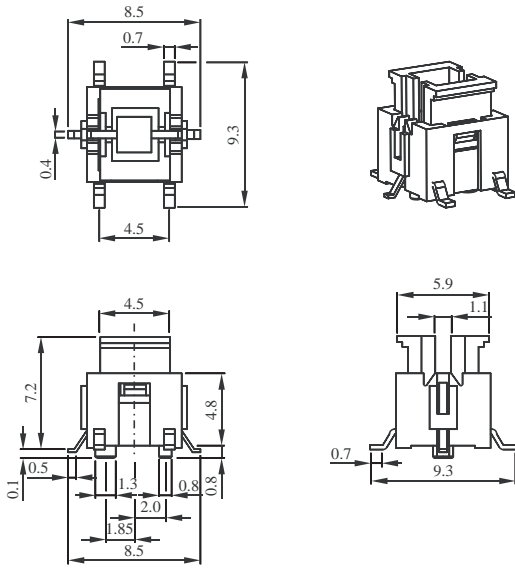
P.C.B. Layout



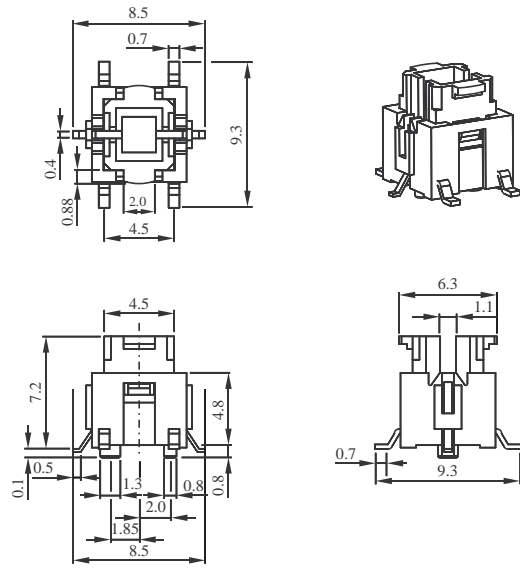
Circuit Diagram

DIMENSION

Switch with N type stem

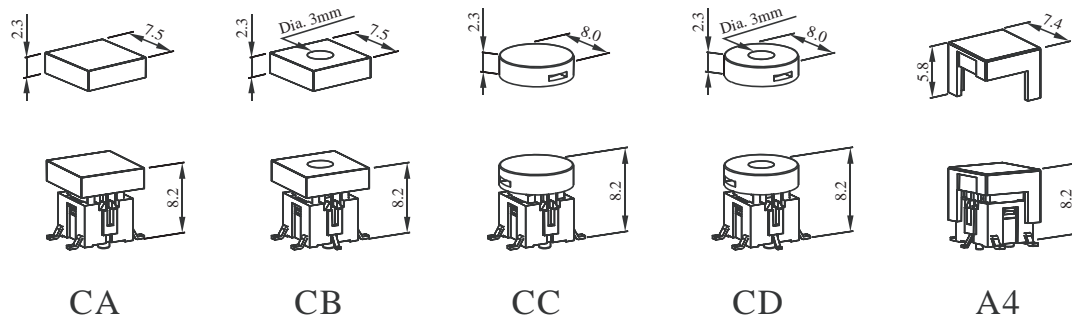


Switch with F type stem



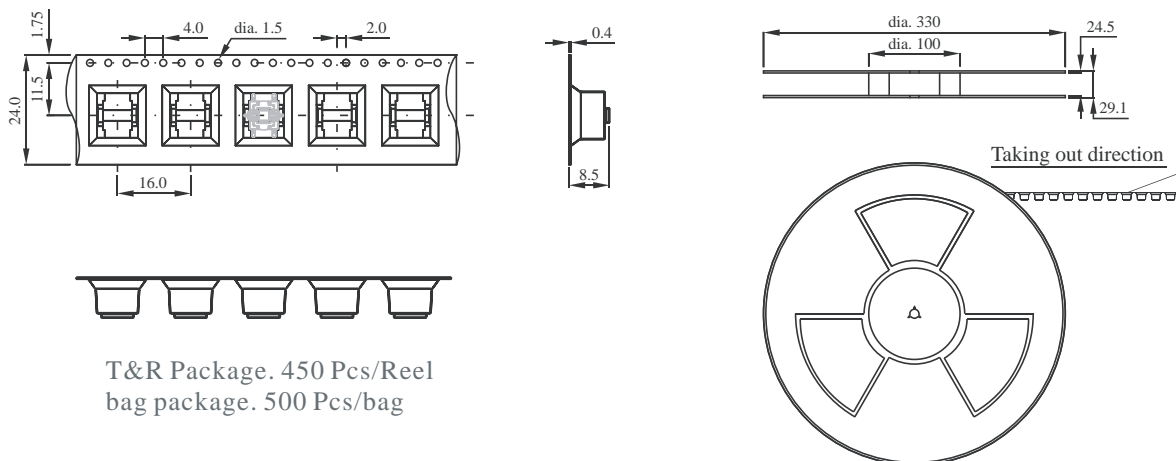
CAP STYLE

Cap must fit on the switch AFTER soldering process.



* A4 style cap for N stem only.

TAPE REEL PACKAGE



T&R Package. 450 Pcs/Reel
bag package. 500 Pcs/bag