


5SE Series

Sub-Miniature Slide Switches(Washable)



SPECIFICATIONS

CONTACT RATING: Max 0.4 VA max @ 48 VAC or DC

MECHANICAL LIFE: minimum 40,000 operations.

CONTACT RESISTANCE: 50 mΩ max.

INSULATION RESISTANCE: 500 MΩ at 250 VDC.

DIELECTRIC STRENGTH: 500V, 50 Hz for the duration of 1 minute.

OPERATING TEMPERATURE: -20°C to 80°C.

DEGREE OF PROTECTION: IP67

MATERIALS

ACTUATOR: PBT,yellow std.

HOUSING/SWITCH SUPPORT: Brass, Ni plated.

CASE: Glass filled nylon 6/6, flame retardant,heat stabilized (UL94v-0)

CONTACT: Phosphor bronze gold - plated over nickel barrier.

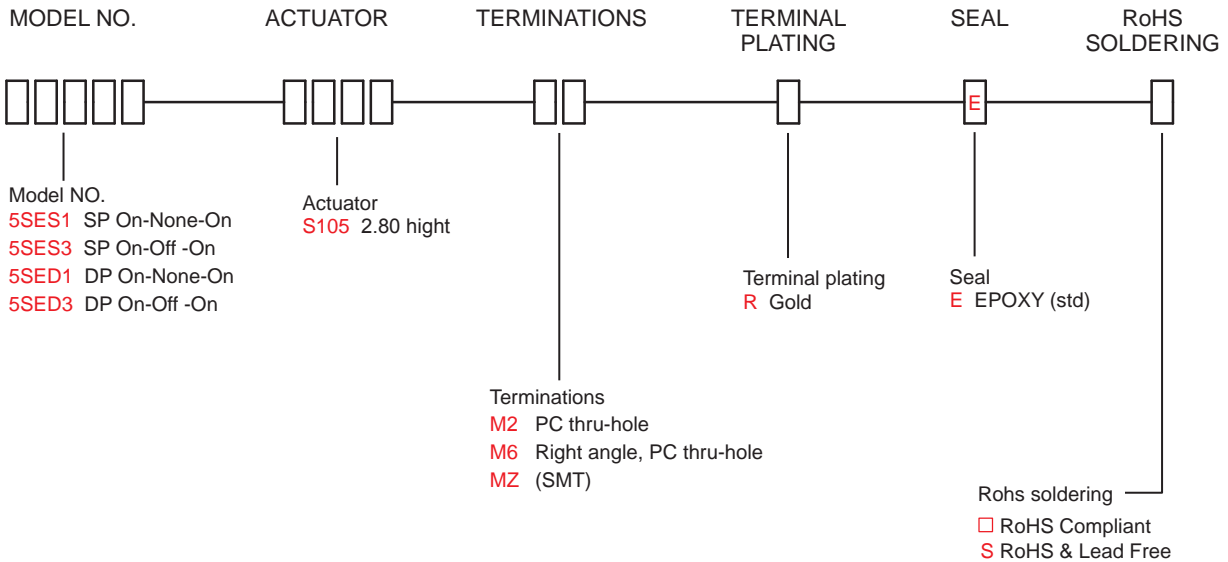
TERMINALS: Brass,gold plated.

TERMINAL SEAL: Epoxy

5SE
Slide Switches



HOW TO ORDER



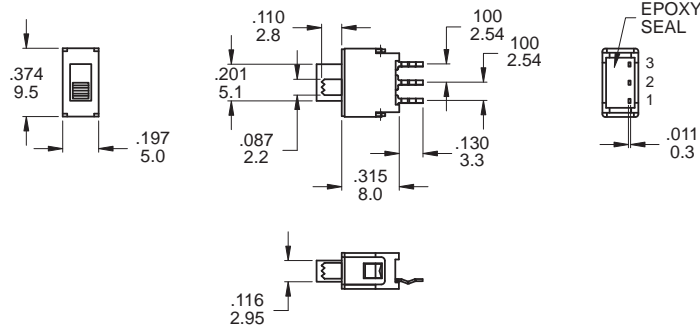
SWITCH FUNCTION

NO. POLES	MODEL NO.	SWITCH FUNCTION			CONNECTED TERMINALS / SCHEMATIC		
		POS.1	POS.2	POS.3	POS.1	POS.2	POS.3
SP	5SES1	ON	NONE	ON	2-1	N/A	2-3
	5SES3	ON	OFF	ON	2 (COMM) 1-3	OPEN	2 (COMM) 1-3
DP	5SED1	ON	NONE	ON	2-1,5-4	N/A	2-3,5-6
	5SED3	ON	OFF	ON	2 (COMM) 1-3 5-6	OPEN	2 (COMM) 1-3 4-6

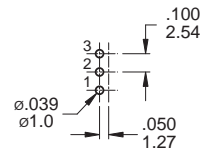
MOM=MOMENTARY

POLE OPTIONS

M2



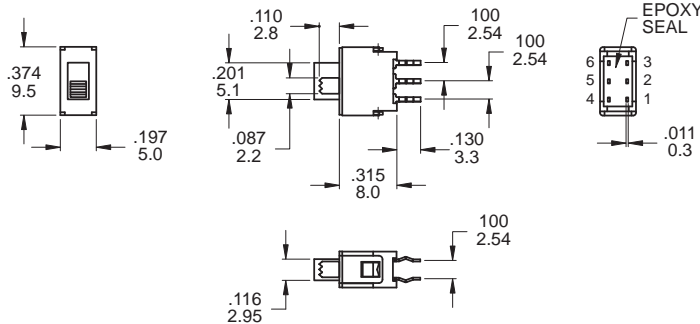
P.C. MOUNTING



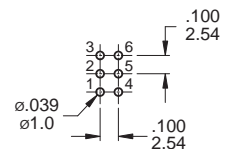
SPDT

Part No. Shown : 5SES1S105M2RES

M2



P.C. MOUNTING



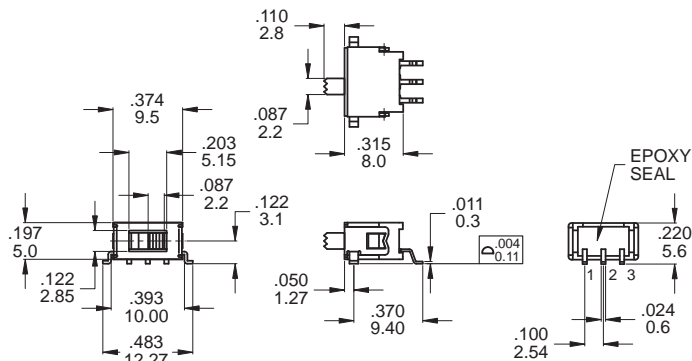
DPDT

Part No. Shown : 5SED1S105M2RES

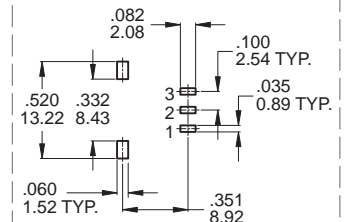
MZ



Actuator & Case:FR52



P.C. MOUNTING



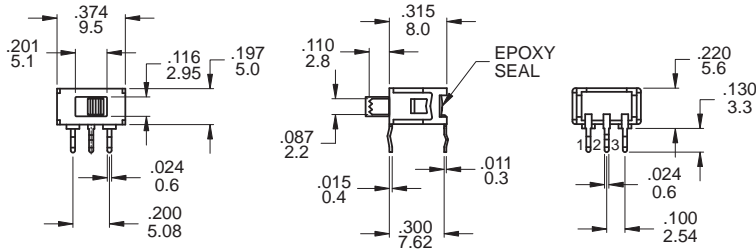
SPDT

Part No. Shown : 5SES1S105MZRES-A

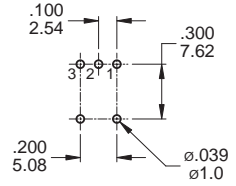
5SE Series

Sub-Miniature Slide Switches(Washable)

M6



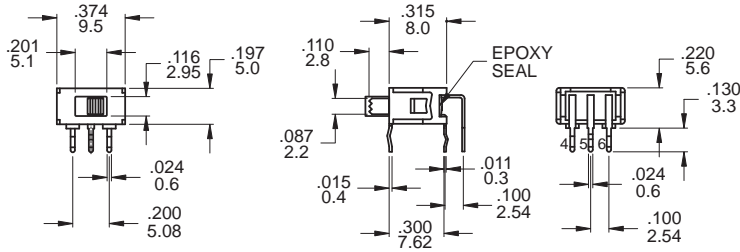
P.C. MOUNTING



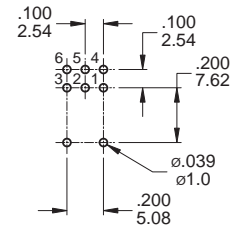
SPDT

Part No. Shown : 5SES1S105M6RES

M6



P.C. MOUNTING



DPDT

Part No. Shown : 5SED1S105M6RES

SOLDERING PROCESSES

WAVE SOLDERING: Recommended Soldering Temperature: $260 \pm 5^\circ\text{C}$

Duration of Solder Immersion: Max 5 sec. (PCB is 1.6mm in thickness)