



SPECIFICATIONS

CONTACT RATING: Dependent upon contact material See Page 126..

MECHANICAL LIFE: 50,000 make-and-break cycles.

CONTACT RESISTANCE: 20 mΩ max. initial @ 2-4VDC
100mA for both silver and gold plated contacts.

INSULATION RESISTANCE: 1,000 MΩ min.

DIELECTRIC STRENGTH: 1,000 Vrms min. @sea level.

OPERATING TEMPERATURE: -30°C to 85°C.

MATERIALS

CASE & BUSHING: Glass filled nylon 6/6, flame retardant, heat stabilized (UL94v-0).

PLUNGER: Thermoplastic Polyester (UL 94V-0), with intenal O-ring seal.

SWITCH SUPPORT: Brass, tin plated.

CONTACT / TERMINALS: Silver or gold plated copper alloy. (See Page 126)

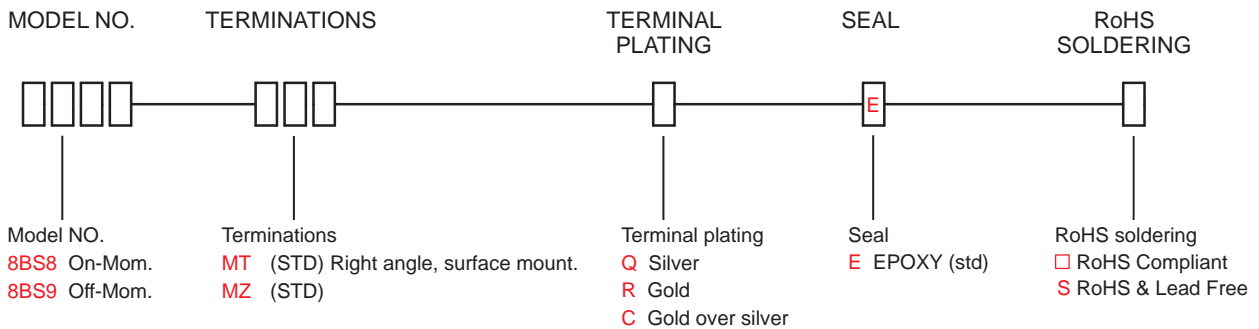
IP 67
ACCORDING TO
EN 60529:1991+A1:2001
IEC 60529:2001

UL US
E 187490

RoHS
compliant

Pb
lead-free

HOW TO ORDER



8B Series

Sealed Sub-Miniature Pushbutton Switches(SMT)

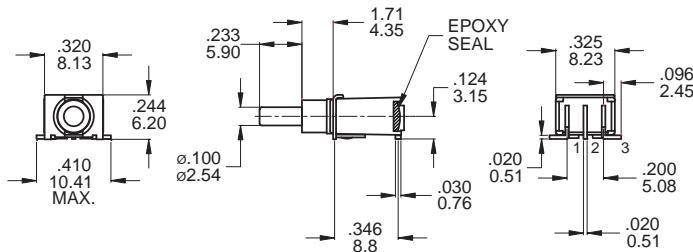
SWITCH FUNCTION

NO. POLES	UL/CSA MODEL NO.	MODEL NO.	SWITCH FUNCTION		CONNECTED TERMINALS / SCHEMATIC	
			POS.1	POS.2	POS.1	POS.2
SP	Q28B18	8BS8	ON	MOM	2-1 NC 1 2 (COMM) 3 NO	2-3 NC 1 3 NO
	Q28B19	8BS9	OFF	MOM	OPEN	1-3

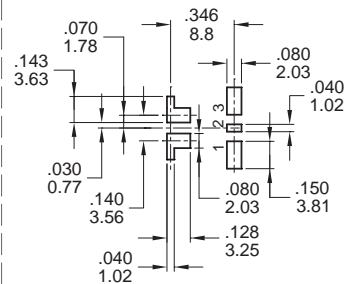
MOM=MOMENTARY

POLE OPTIONS

MT



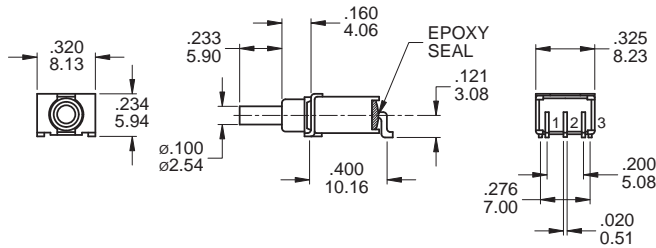
P.C. MOUNTING



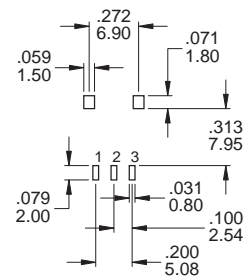
Part No. Shown : 8BS8MTRE

SPDT

MZ



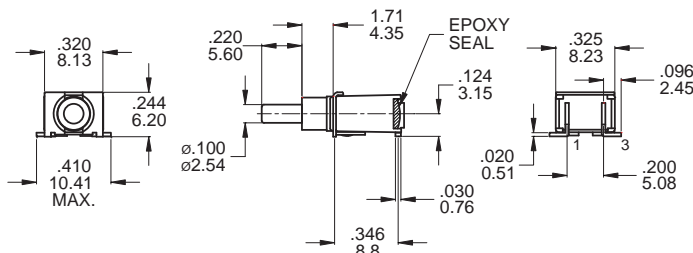
P.C. MOUNTING



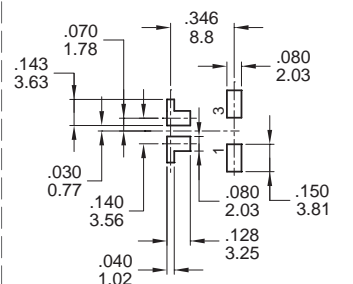
Part No. Shown : 8BS8MZRE

SPDT

MT



P.C. MOUNTING

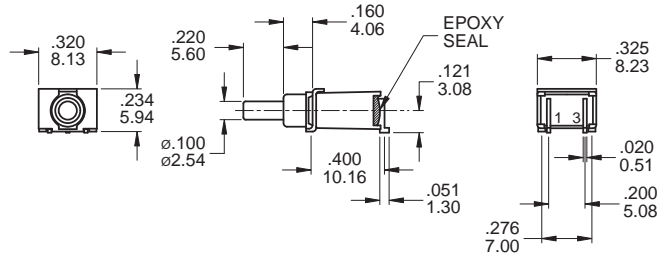


Part No. Shown : 8BS9MTRE

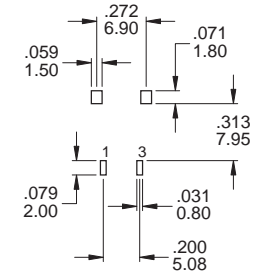
SPST

8B Pushbutton Switches

MZ



P.C. MOUNTING

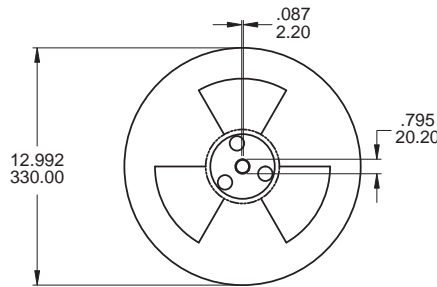


SPST

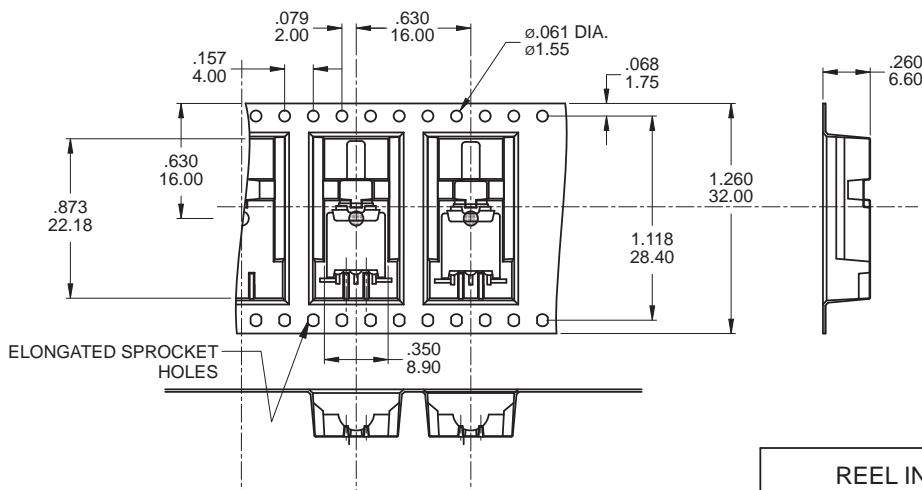
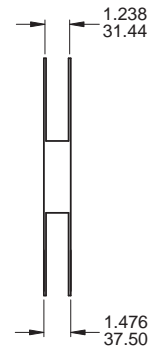
Part No. Shown : 8BS9MZRE

PACKAGING

Switches available on embossed antistatic tape and reels.
Tape and cover strip are conductive for use near statically sensitive components.



SCALE: 10 : 1



SCALE: 1 : 1

REEL INFORMATION

QUANTITY PER REEL	500 / pcs
-------------------	-----------

8B Series

Sealed Sub-Miniature Pushbutton Switches(SMT)

CONTACT MATERIAL OPTIONS

	CONTACT PLATING	TERMINAL PLATING	RATINGS
Q	Silver	Q = Gold flash over silver	3 Amps with resistant load @ 120VAC or 28VDC 1 Amps with resistant load @ 250VAC
C	Gold over Silver	C = Gold over silver	
R	Gold	R = Gold	0.4 Volt - Amps (VA) max. @ 20V max. (AC or DC)

SOLDERING PROCESSES

MANUAL SOLDERING: Use soldering iron of 30 watts, controlled at 350°C approximately 5 seconds while applying solder.

WAVE SOLDERING: Recommended Soldering Temperature: 260 ± 5°C
Duration of Solder Immersion: Max 5 sec. (PCB is 1.6mm in thickness)

SOLDERING: Vapor phase & IR-reflow soldering can be applied.

