



IP 67
ACCORDING TO
EN 60529:1991+A1:2001
IEC 60529:2001



SPECIFICATIONS

CONTACT RATING: 0.4 VA max. @ 20 V AC or DC max.

MECHANICAL LIFE: 40,000 make-and-break cycles.

CONTACT RESISTANCE: **Below** 100 mΩ typ. initial @ 2-4VDC, 100mA.

INSULATION RESISTANCE: 500 MΩ min.

DIELECTRIC STRENGTH: 500 Vrms min. @ sea level.

OPERATING TEMPERATURE: -30°C to 85°C.

MATERIALS

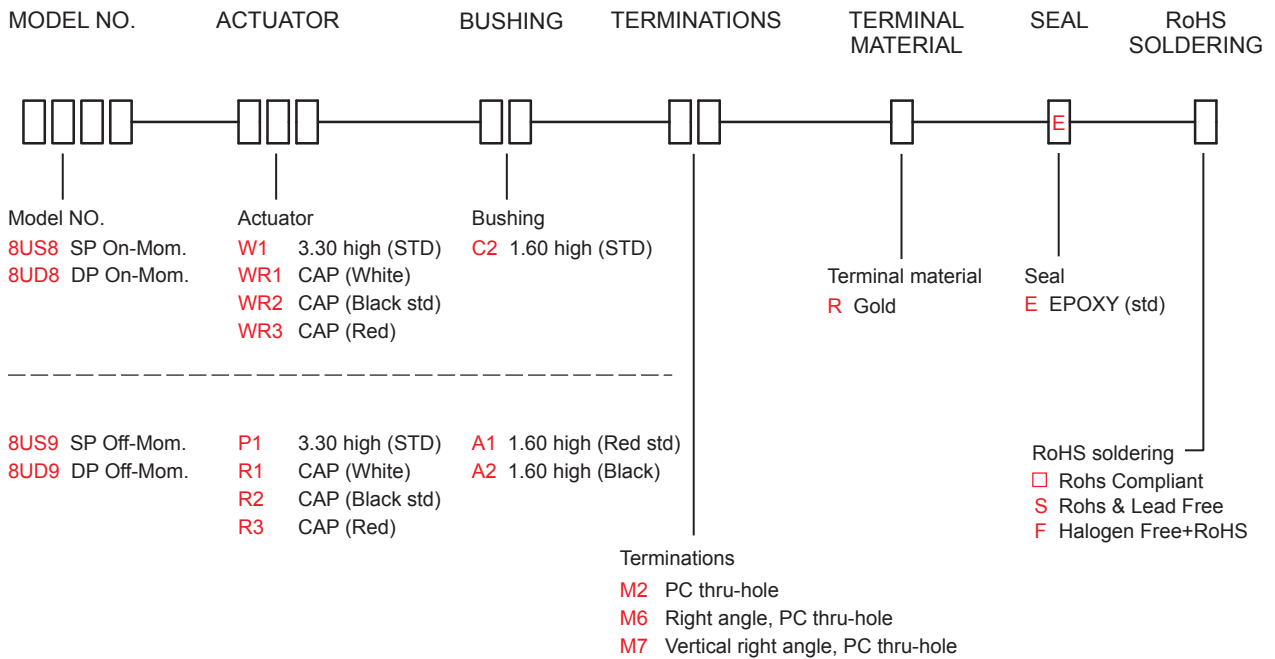
HOUSING AND BASE: Glass filled nylon 6/6 or 4/6, flame retardant, heat stabilized (UL94V-0)

ACTUATOR: Glass filled nylon 6/6, flame retardant, heat stabilized (UL94V-0), with standard internal o-ring seal.

SWITCH SUPPORT: Steel, with Sn plate.

CONTACTS/TERMINALS: Gold plated copper alloy.

HOW TO ORDER



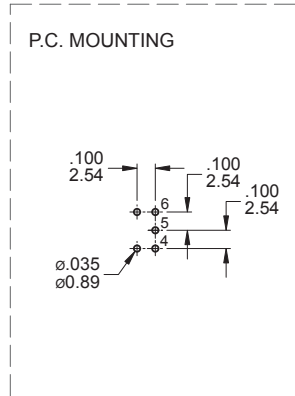
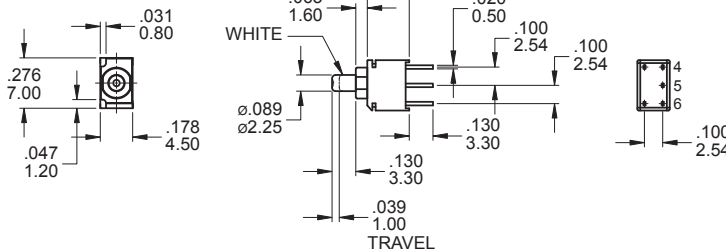
SWITCH FUNCTION

NO. POLES	MODEL NO.	SWITCH FUNCTION		CONNECTED TERMINALS / SCHEMATIC	
		POS.1	POS.2	POS.1	POS.2
SP	8US8	ON	MOM	5-6 5 (COMM) NC 4 • 6 NO	5-4 5 (COMM) NC 4 • 6 NO
	8US9	OFF	MOM	OPEN	4-6 4 ↑ 6
DP	8UD8	ON	MOM	2-3,5-6 2 (COMM) NC 1 • 3 NO NC 4 • 6 NO	2-1,5-4 2 (COMM) NC 1 • 3 NO NC 4 • 6 NO
	8UD9	OFF	MOM	OPEN	1-3,4-6 1 ↑ 3 4 ↑ 6

MOM=MOMENTARY

POLE OPTIONS

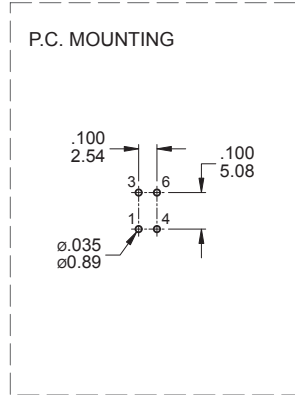
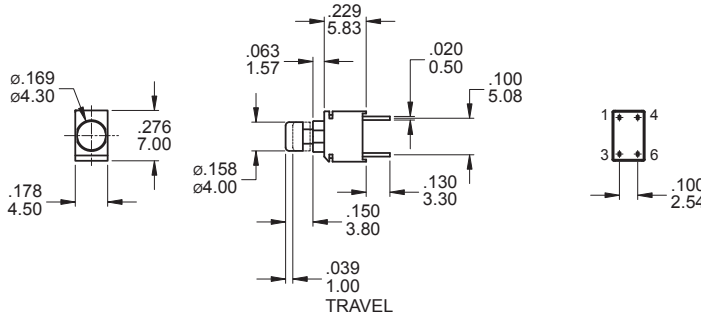
M2



SPDT

Part No. Shown : 8US8W1C2M2RE

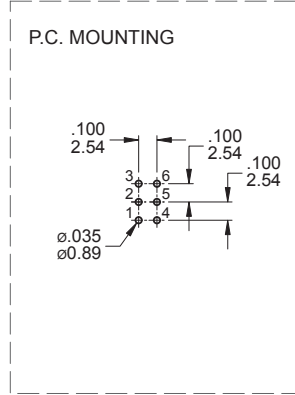
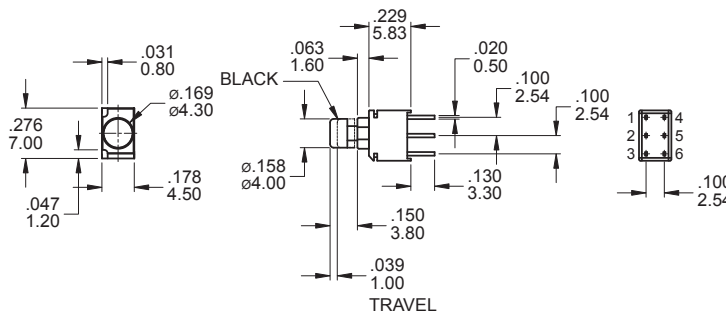
M2



SPST

Part No. Shown : 8US9R2A2M2RE

M2

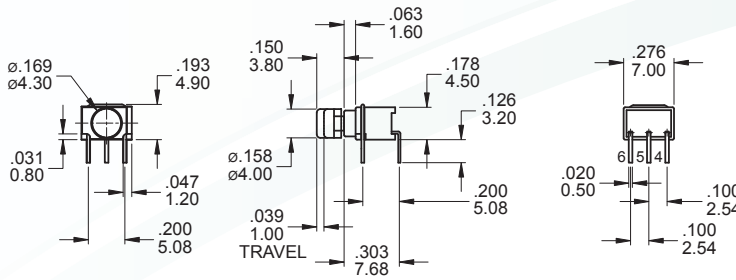


DPDT

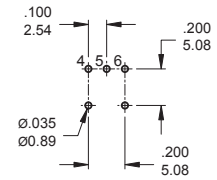
Part No. Shown : 8UD8WR2C2M2

8U Pushbutton Switches

M6



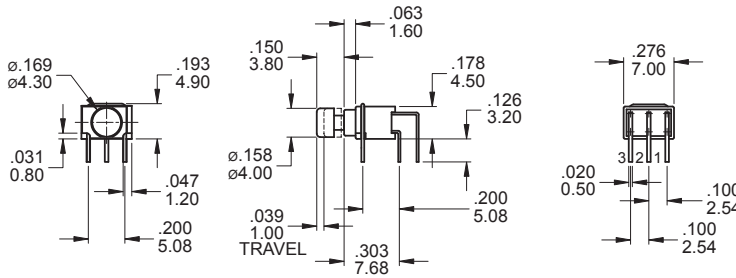
P.C. MOUNTING



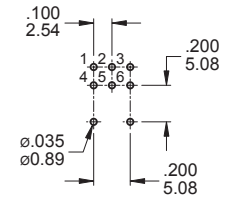
SPDT

Part No. Shown : 8US8WR2C2M6RE

M6



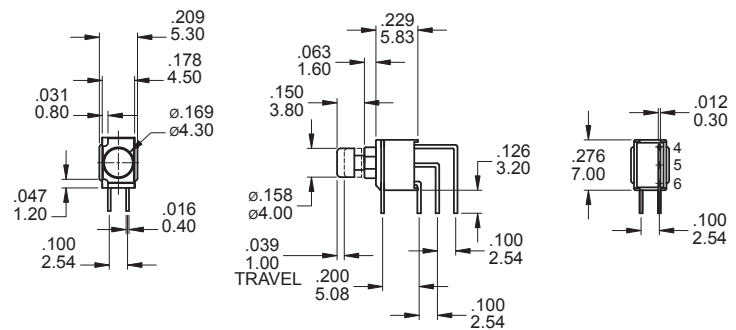
P.C. MOUNTING



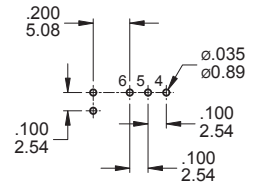
DPDT

Part No. Shown : 8UD8WR2C2M6RE

M7



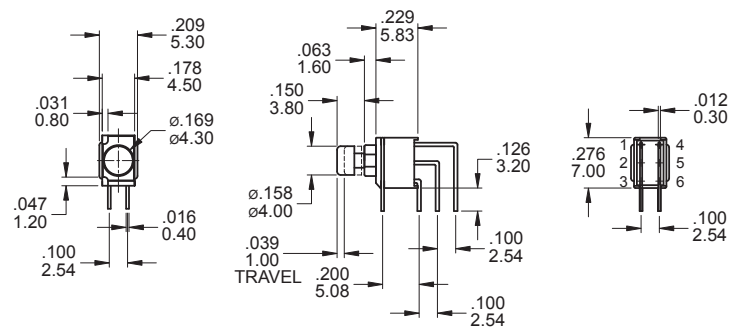
P.C. MOUNTING



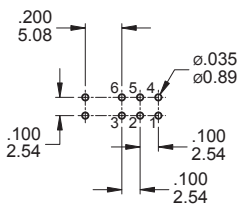
SPDT

Part No. Shown : 8US8WR2C2M7RE

M7



P.C. MOUNTING



DPDT

Part No. Shown : 8UD8WR2C2M7RE

SOLDERING PROCESSES

WAVE SOLDERING: Recommended Soldering Temperature: $260 \pm 5^\circ\text{C}$

Duration of Solder Immersion: Max 5 sec.(PCB is 1.6mm in thickness)