

SPECIFICATIONS

CONTACT RATING: 0.4 VA max. @ 20 V AC or DC max.

MECHANICAL LIFE: 40,000 make-and-break cycles.

CONTACT RESISTANCE: 100 mΩ typ. initial @ 2-4VDC,100mA.

INSULATION RESISTANCE: DC500V 500 MΩ.

DIELECTRIC STRENGTH: 500 Vrms min@sea level.

OPERATING TEMPERATURE: -30°C to 85°C.

MATERIALS

CASE & BUSHING : Glass filled nylon 6/6, flame retardant, heat stabilized (UL94V-0).

ACTUATOR: Nylon, black std.

SWITCH SUPPORT: Brass or steel, tin plated.


CONTACTS/TERMINALS: Gold plated copper alloy.



HOW TO ORDER

MODEL NO. ACTUATOR ACTUATOR COLOR TERMINATIONS TERMINAL MATERIAL SEAL RoHS SOLDERING

See below



Model NO.
4US1 SP On-None-On
4UD1 DP On-None-On

Actuator
R1 (STD) Rocker
R2 (STD) Lever

Actuator color

ITEM NO	COLOR
01	White
02	Black (Std)
03	Red
04	Orange
05	Yellow
06	Green
07	Blue
08	Brown
09	Gray

Terminations
M2 PC thru-hole
M5 wire wrap
M6 Right angle, PC thru-hole
M7 Vertical right angle, PC thru-hole

Terminal material
R Gold

Seal
N NO EPOXY

RoHS soldering
□ RoHS Compliant
S RoHS & Lead Free
F Halogen Free+RoHS

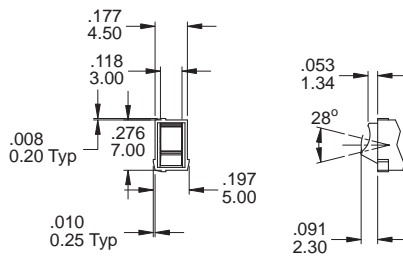
SWITCH FUNCTION

NO. POLES	MODEL NO.	SWITCH FUNCTION			CONNECTED TERMINALS / SCHEMATIC		
		POS.1	POS.2	POS.3	POS.1	POS.2	POS.3
SP	4US1	ON	NONE	ON	5-6 	OPEN	5-4
DP	4UD1	ON	NONE	ON	5-6,2-3 	OPEN	5-4,2-1

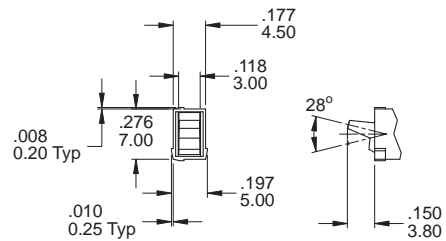
MOM=MOMENTARY

ACTUATOR OPTIONS / PANEL MOUNT

R1

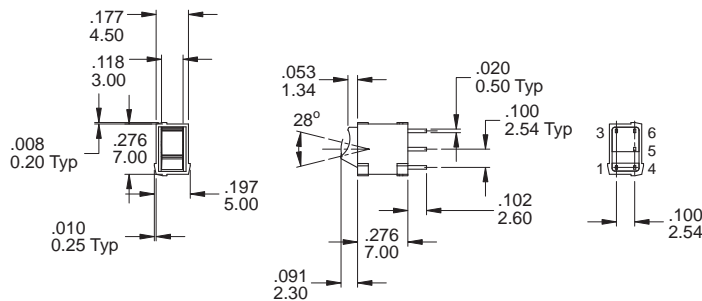


R2

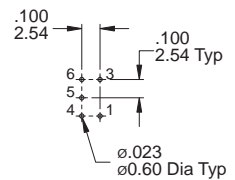


POLE OPTIONS

M2



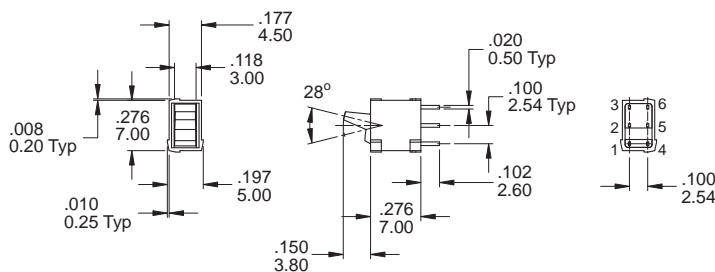
P.C. MOUNTING



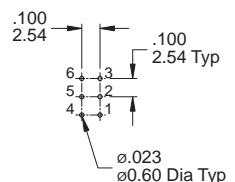
SPDT

Part No. Shown : 4US1R102M2RNS

M2



P.C. MOUNTING



SPDT

Part No. Shown : 4UD1R202M2RNS

